FEDERAL TELEGRAPH CO.

Type F-307-A Vacuum Tube

(Interchangeable with UV 207)

RATINGS AND DATA

Main Use	Oscillator and Power Amplifier
No. of Electrodes	3
Filament Voltage	22 volts
Current	52 amperes
Type	Tungsten

Average Characteristic Values calculated at

Eb = 7000, Ec = 0, Ef = 22 volts.

Plate Current	1.9 amperes
Amplification Factor	20
Plate Resistance	3500 ohms
Mutual Conductance	5700 micromhos

Approximate Direct Inter-electrode Capacities

Plate to Grid	27 mmf.
Grid to Filament	18 mmf.
Plate to Filament	2 mmf.

Overall Dimensions

Maximum Length	20 1/4 inches
Maximum Radius	5-1/16 inches
Type Base	Standard
Mountings	Standard
Type of Cooling	Water

Operating Limits

Maximum Plate Voltage	15,000 volts
Maximum D.C. Plate Current	2 amperes
Maximum Plate Dissipation	10,000 watts
Maximum R.F. Grid Current	30 amperes
Maximum D.C. Grid Current	.200 amperes
Water Jacket	Standard or Federal Type 1000A

The above information by no means represents exact conditions of operation to be imposed for any particular situation. Tubes are used under many widely different conditions and consequently the manufacturer should be consulted for information regarding characteristics for design purposes.



FEDERAL TELEGRAPH COMPANY water cooled tubes are made from the best materials obtainable, are sturdy in construction, uniform as to characteristics, and embody the following exclusive design features.

Sturdy Tripod grid support combining unique heat dissipation features.

Tipless stem insuring perfect alignment of internal elements.

Rugged grid seal exclusive in FEDERAL tubes making them capable of carrying higher radio frequency grid currents than most other tubes on the market.

FEDERAL TELEGRAPH CO.
200 Mt. Pleasant Ave.
Newark, N. J.

(OVER)

FEDERAL TELEGRAPH CO.

Type F-307-A Vacuum Tube

(Interchangeable with UV 207)

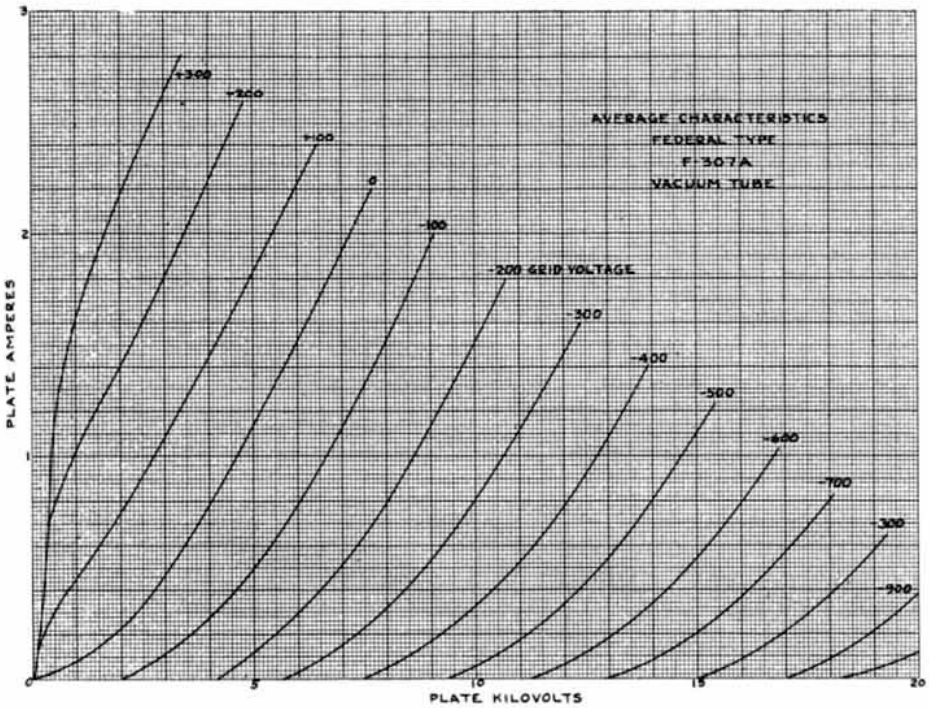

Fig. 2

Average Characteristics

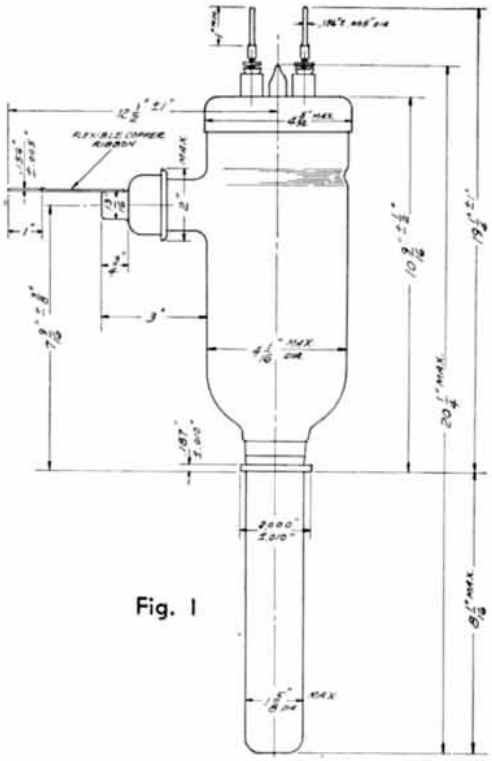

Fig. 1

Outline Drawing